



SAFETY RECOMMENDATIONS

For KORIT® PRO



ACTIVE INGREDIENT: Ziram + Mn +Zn

In an emergency, call your Poison Center
Booklet on Handling Treated Seed is available on the LG seed bags



GHS06 GHS08 GHS09

H330 | Fatal if inhaled













H410-H400- H411 | Toxic or Very toxic to aquatic life

H317 | May cause an allergic skin reaction

H335 | May cause respiratory irritation

H373 | May cause damage to organs through prolonged or repeated exposure

SAFETY EQUIPMENTS REQUIREMENT

USERS	ACTIONS	SAFETY EQUIPMENTS REQUIREMENT		
MANUFACTORY EMPLOYEES	Seed treating and packing	Nitrile gloves (EN 374-3) 	Overall category 3 type 5/6 	Respiratory protection mask A2P3  OR 
	Cleaning			
	Laboratory work	Nitrile gloves (EN 374-3) 	Polyester or cotton workwear 	Respiratory protection mask P3 OR FFP3 Only if the workstation is equipped with a good extractor hood  OR 
FARMERS AND SALES TEAM	Sampling and repacking (manufactory level)			
	Bag handling	Nitrile gloves (EN 374-3) 	Polyester or cotton workwear 	Respiratory protection mask FFP3 and goggles EN 166  OR 
	Damaged bag management			
	Filling of seeder			
	Intervention on the seeder while sowing			
Emptying of seeder				

SAFETY EQUIPMENTS REQUIREMENT

- For occasional handling, a suitable workwear is preferable.
- Do not storage the used safety equipment in the car without protection (ex: store in a closed bag)

PRECAUTIONARY STATEMENTS

- Do not breathe mist/ vapors/spray
- IF INHALED: remove victim to fresh air and keep at rest in a position comfortable for breathing.
- Immediately call a POISON CENTER or doctor/physician
- If skin irritation or rash occurs: get medical advice/attention



SAFETY RECOMMENDATIONS

For KORIT® PRO



KORIT® PRO TREATED SEEDS, GOOD PRACTICES



For each step, use the safety equipment required!

TRANSPORT AND STORAGE	Check that all the bags are intact	
	During transport, users and seeds bags must be physically separated (ex: in a trailer).	
	Transport bags in the original packaging	
	Store in locked-up and well-ventilated place. Keep container tightly closed	
	Dispose of contents/container in accordance with local regulations	
	Collect spillage	
BEFORE SOWING (When opening the seed bags and filling the seed drill hoppers)	Avoid exposure to dust	
	Avoid the transfer of dust from the seed bag into the seed drill hoppers.	
	Do not reprocess treated seed with additional products	
DURING SOWING	When using a pneumatic vacuum seed drill, the dust from the treated seeds must be directed towards the ground surface by using deflectors.	
	To protect birds and mammals, treated seeds must be well covered with soil, including at the end of the furrow.	
AFTER SOWING	Do not leave empty bags or treated seeds unusable in the environment. Eliminate them in accordance with current legislation.	
	Return all unused treated seeds to their original bags and do not reuse empty bags for other uses.	
	Do not use treated seeds for human or animal consumption or to produce derived products.	
	Wash your hand and all exposed parts of your body before eating and after work	

Limagrain Europe

www.limagrain-europe.com

S.A.S. au capital de 10 543 346,75 € - SIREN 542 009 824 RCS Clermont-Ferrand- APE : 0111Z - N° TVA intracomm. FR54 542 009 824 - Nov. 2020

® Registered trademark of Kwizda